

Federated Identity Management

5th May 2016

Kandy, Sri Lanka

Senevi Herath
(LEARN)

Overview

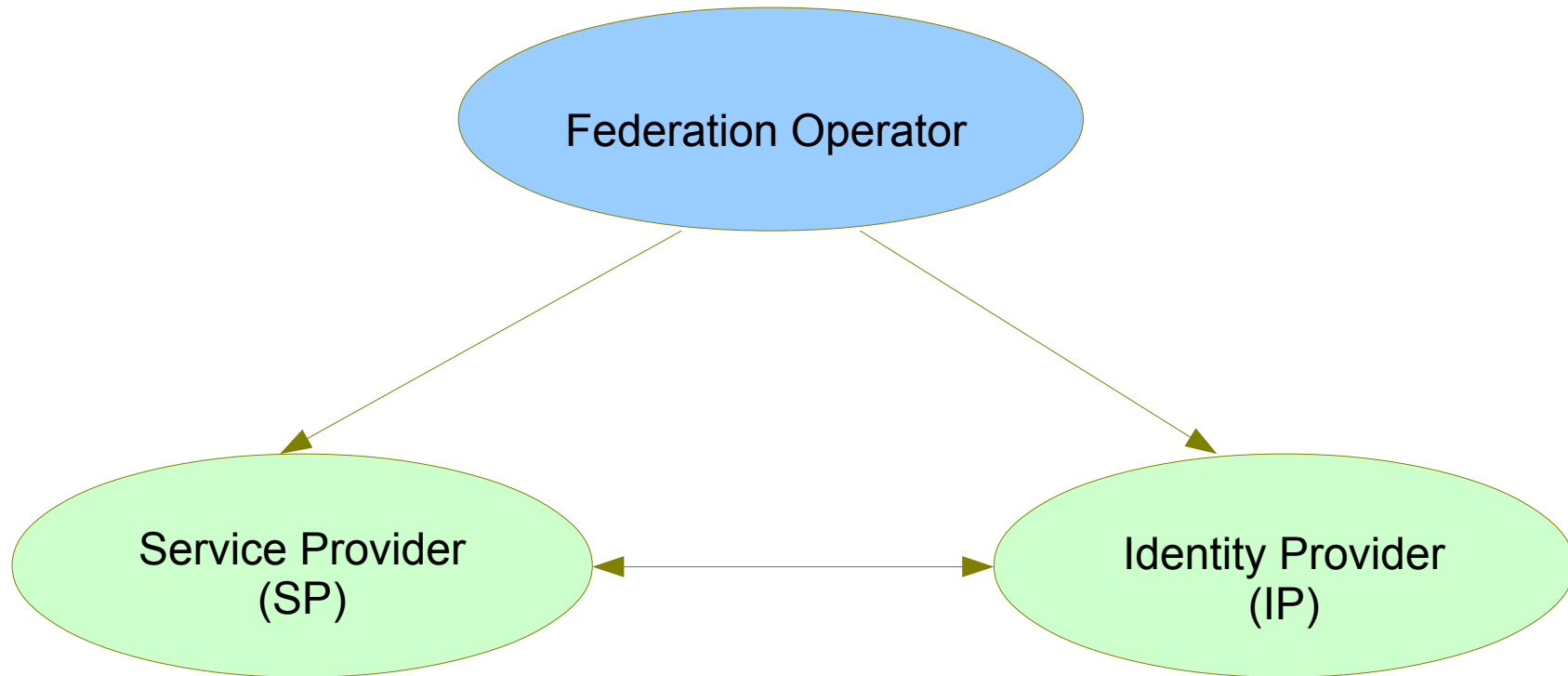
- ◆ Basics
- ◆ Why participate?
- ◆ Traditional vs federated identity management
- ◆ Fundamental components
- ◆ Road map

Identity Management

- Definitions
 - Identity Management
 - *The lifecycle of an identity*
 - Identity
 - *Name or label of a noun*
 - *May have associated attributes*
 - *Identity of somebody*
 - Authentication
 - *Verification of identity owner*
 - Authorization
 - *Capability assigned to identity*

Federated Identity Management

- Federated Identity Management

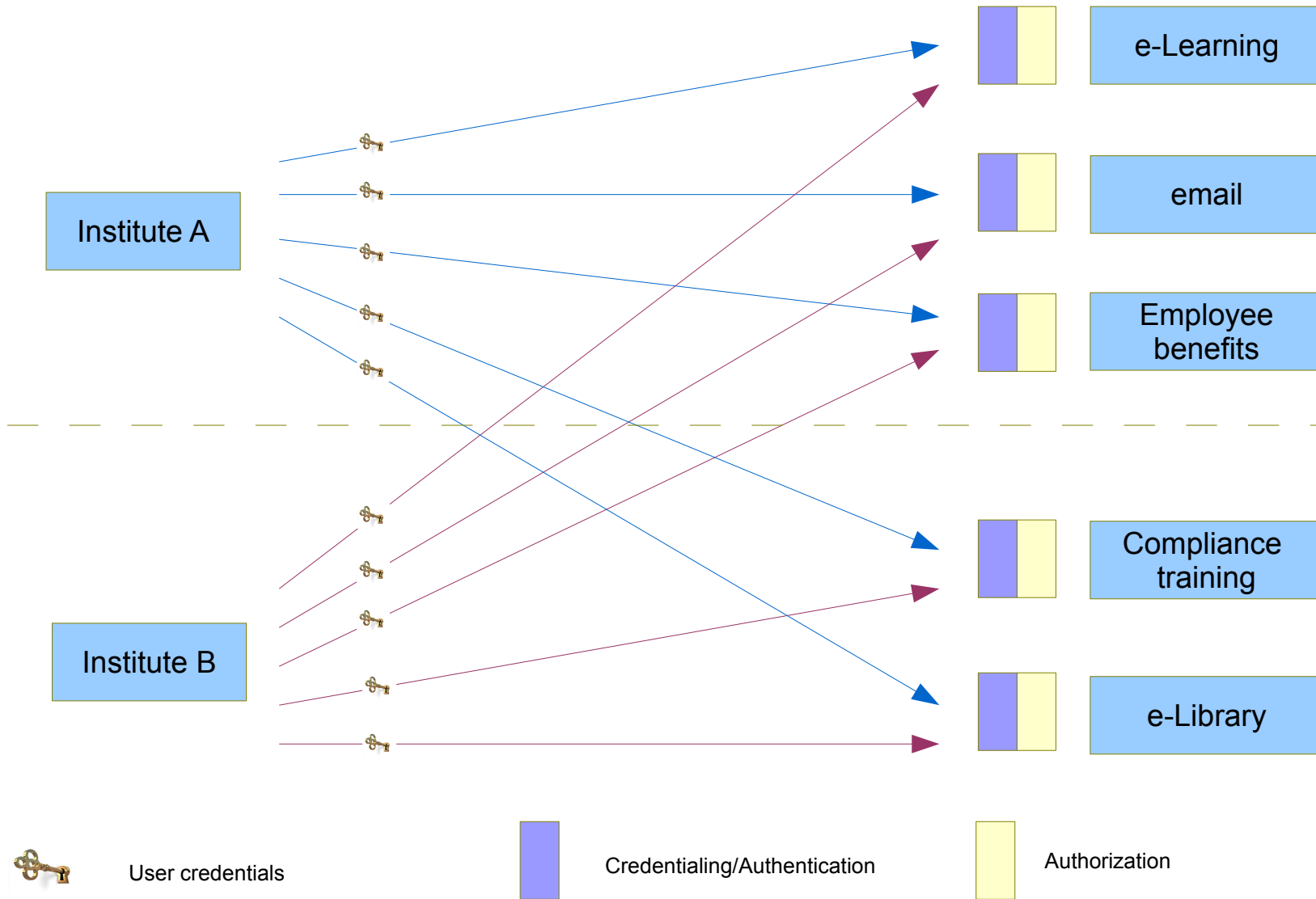


Automation of Trust

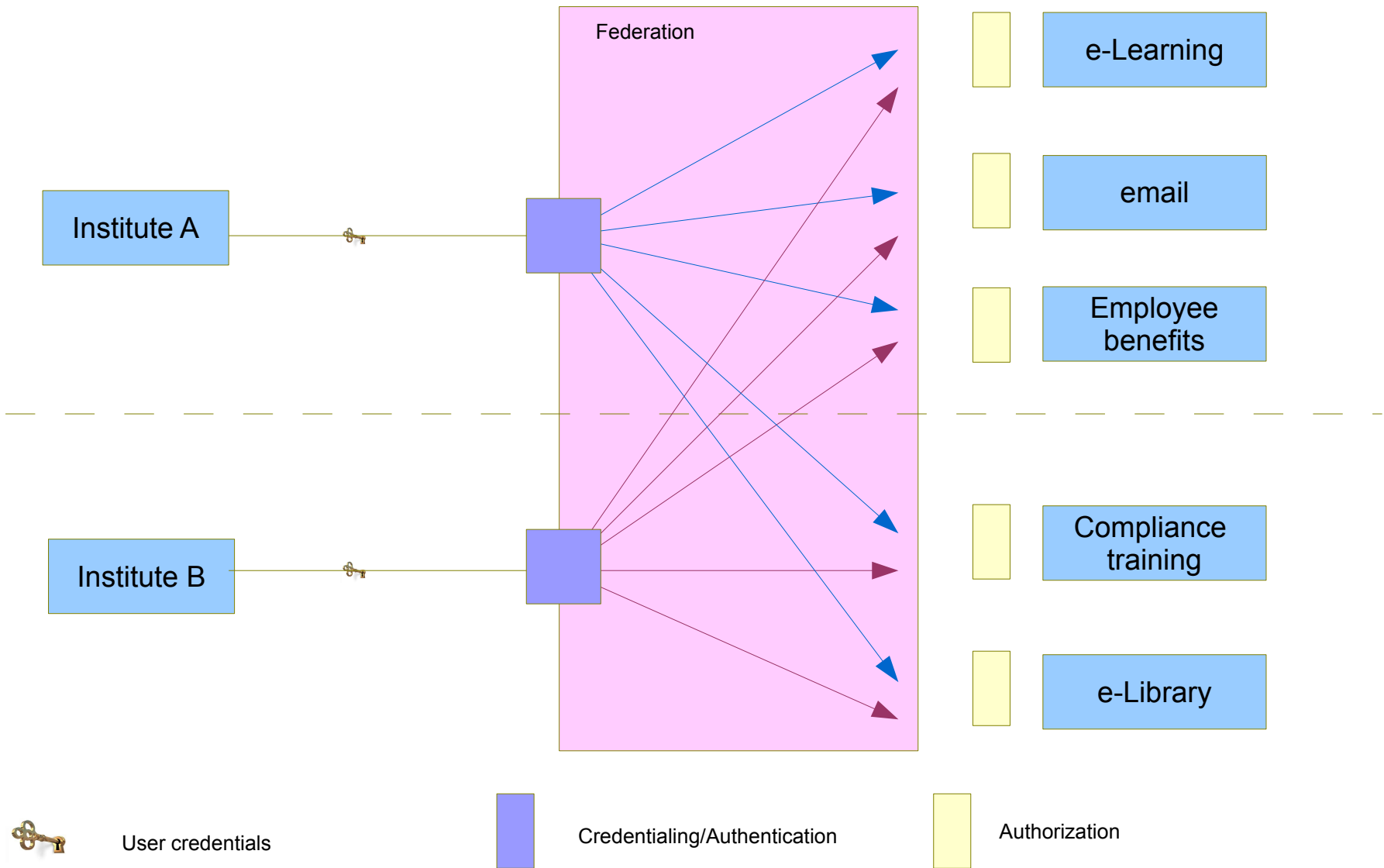
Federated Identity Management

- Why do institutions participate?
 - Scalable
 - *Scalable to millions*
 - Secure
 - *All transaction in-fact encrypted*
 - *Personal information will be well protected*
 - Interoperable
 - *Facility available one institute can be easily make available to many*

Traditional Identity Management



Federated Concept



Federated Identity Management

- Fundamental Components
 - Technology
 - *Known and available*
 - Policy
 - *Complicated and evolving*

- *Examples*
 - *InCommon*
 - *Privacy based*
 - *In Internet-2*
 - *UT Identity Management Federation*
 - *Business based*

Road Map for Getting Started

- What does it take to create a federation?
 - Technology Level – Not much
 - LDAP, eduPerson, SAML, etc
 - Policy Level
 - *Is the most work*
 - *Some uncharted territory*
 - Vision
 - All students, faculty, and staff in the federation and its affiliates are able to access both local and remote resources using their local credentials and attributes, through a seamless technology infrastructure.
 - Governance
 - Membership from institutions/organizations involved and sponsoring organization board (Eg. InCommon)
 - Plan
 - Resources

Lanka Education and Research Network

Thank You

Senevi Herath/LEARN

Email: senevih@learn.ac.lk